

Number of Pachinko Parlors and Parlor Operating Companies in Japan: Key Research Findings 2016

◆ Research Outline

Yano Research Institute has conducted a study on the domestic number of pachinko parlor operating companies and their parlors with the following conditions:

1. Research period: September to December, 2016
2. Research target: Nationwide pachinko parlor operating companies and their pachinko parlors
3. Research methodologies: Face-to-face interviews by the specialized researchers, telephone/e-mail surveys, and literature research

◆ Key Findings

■ Number of Pachinko Parlor Operating Companies: 3,421, Number of Parlors: 10,678, as of End of December 2016

The number of pachinko parlor operating companies was 3,421, as of end of December 2016, a decline by 151 companies during the period between the ends of 2015 and 2016. The number of company groups, consolidated by the capital or the same management, became 2,610, down by 111 groups. With the number of pachinko parlors operated by those 3,421 companies decreased to 10,678, down by 315 parlors since the end of 2015, the parlors together with the operating companies continue diminishing. In addition, according to the survey in association with this research, the company groups with their number of gaming machines (the total number of pachinko and pachi-slot machines) less than 500, or those pachinko parlors that possess less than 300 gaming machines in number have higher rate to withdraw from the business. This trend of smaller groups and parlors decreasing is likely to continue.

■ Number of Pachinko Parlors Newly Opened by 3,421 Operating Companies in 2016: 171

The number of new pachinko parlors opened by 3,421 operating companies in 2016 was 171, showing slight decrease from the previous year. The location of such new parlors continued to be confined to metropolitan areas. Regarding the business scale of such newly opened parlors, 60% were large or mid-size with 400 or more gaming machines installed, which means that the mainstream of new parlors exceeded the average number of gaming machines per parlor nationwide which is 421.8, as of the end of December 2016. Therefore, the recent tendency is to open fairly large pachinko parlors in metropolitan areas where population concentrate.

■ Number of Gaming Machines Declining with 4.50 Million Machines as of Year End of 2016

The number of gaming machines nationwide had been rising until 2014, because the then newly-opened and renovated parlors tend to have been large and installed large number of machines that exceeded the number of machines in the closing parlors. However, in 2016, following the tendency of 2015, the number of gaming machines decreased to 4.50 million machines as of December 2016. It means that the numbers of pachinko parlor operating companies, pachinko parlors, gaming machines, and newly-opened parlors are all on the decline.

◆ **Report Format:**

Published report: “Pachinko Parlor Operating Companies in Eastern Japan 2017 (694 pages in A4 format, issued on February 20, 2017)”
 “Pachinko Parlor Operating Companies in Western Japan 2017 (750 pages in A4 format, issued on February 21, 2017)”
 “Closure of Pachinko Parlors 2017 (134 pages in A4 format, issued on February 27, 2017)”

Language: Japanese

Price (The consumption tax shall additionally be charged for the sales in Japan.):

110,000 yen each for “Pachinko Parlor Operating Companies in Eastern Japan 2017” and “Pachinko Parlor Operating Companies in Western Japan 2017”

90,000 yen for “Closure of Pachinko Parlors 2017”

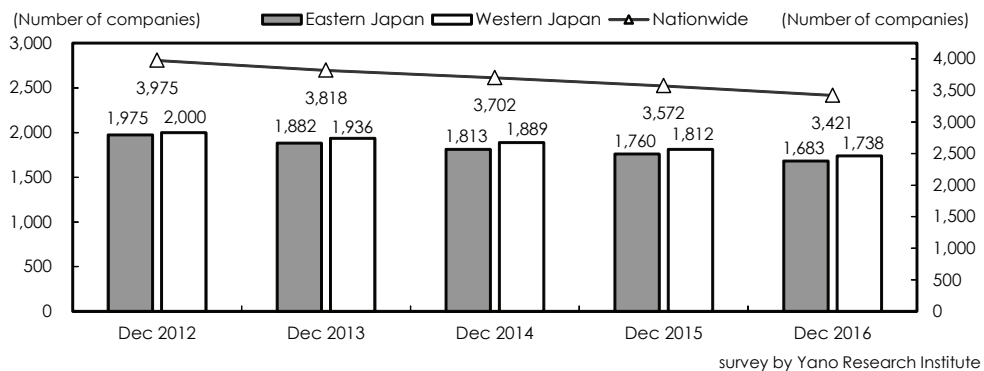
Contacts: Public Relations

Yano Research Institute Ltd. (URL: <http://www.yanoresearch.com>)

Phone: +81-3-5371-6912

E-mail: press@yano.co.jp

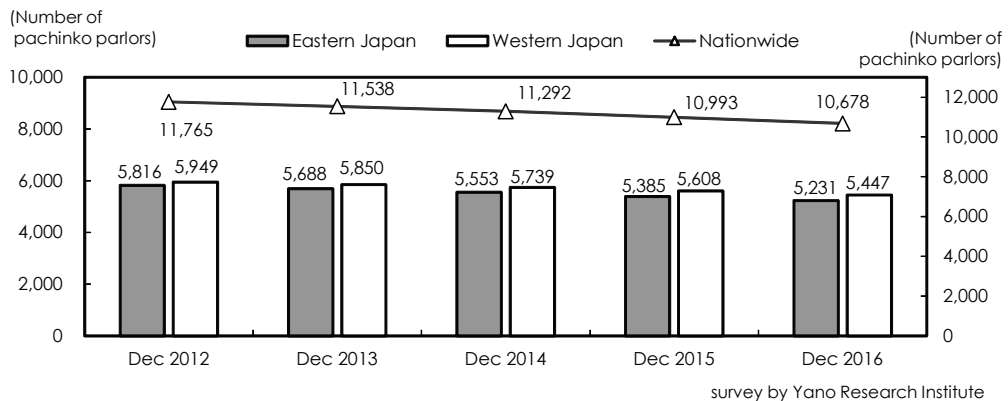
■ **Figure 1: Transition of Number of Pachinko Parlor Operating Companies**



Note:

1. Number of companies as of end of each year.

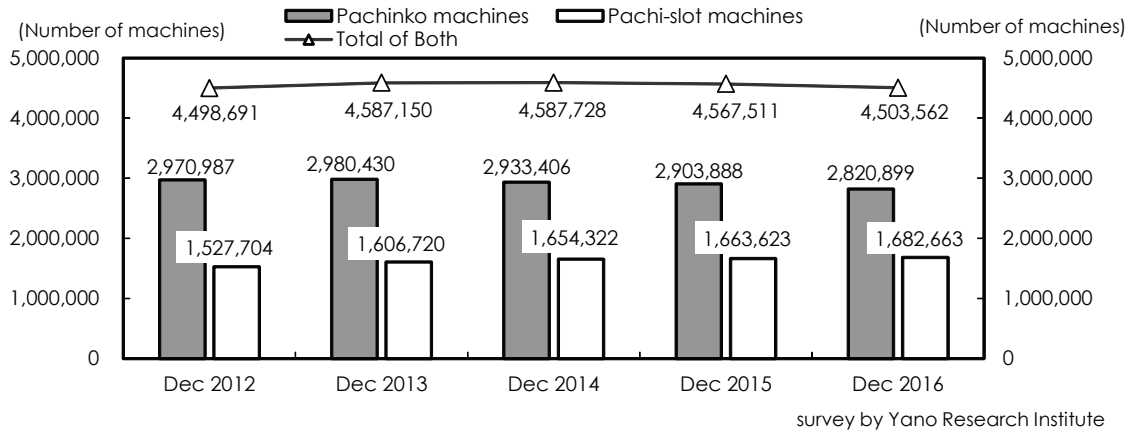
■ **Figure 2: Transition of Number of Pachinko Parlors**



Notes:

2. Number of companies as of end of each year.

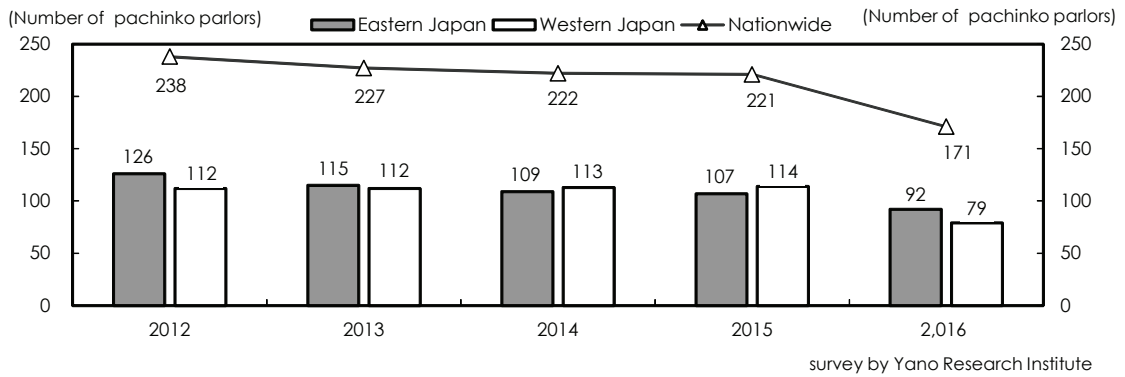
■ **Figure 3: Transition of Number of Gaming Machines**



Notes:

3. Figure 3 indicates the transition of number of gaming machines possessed by the parlors that were able to confirm its operation at the end of each year. Those machines possessed by those operating companies that were unable to confirm the operation are not included.
4. Number of gaming machines indicates the total number of pachinko and pachi-slot machines.

■ **Figure 4: Transition of Number of Newly-Opened Parlors**



Notes:

5. Figure 4 indicates the transition of number of newly-opened parlors in the period between January and December of each year.