

Number of Pachinko Parlors and Parlor Operators in Japan: Key Research Findings 2017

◆ **Research Outline**

Yano Research Institute has conducted a study on the domestic number of pachinko parlor operators and their parlors with the following conditions:

1. Research period: September to December, 2017
2. Research objects: Nationwide pachinko parlor operators and their pachinko parlors
3. Research methodologies: Face-to-face interviews by the expert researchers, telephone/e-mail surveys, and literature research

◆ **Key Findings**

■ **Number of Pachinko Parlor Operators: 3,244; Number of Parlors: 10,258; as of End of December 2017**

The number of pachinko parlor operators was 3,244, as of end of December 2017, a decline by 177 companies during the period between the ends of 2016 and 2017. The number of company groups, consolidated by the capital or the same management, became 2,460, down by 150 groups. With the number of pachinko parlors operated by those 3,244 companies decreased to 10,258, down by 420 parlors since the end of 2016, the parlors together with the operators continue diminishing.

■ **Number of Pachinko Parlors Newly Opened by 3,244 Operators in 2017: 162**

The number of new pachinko parlors opened by 3,244 operators in 2017 was 162, a decline by 9 parlors from the previous year. For the past several years, the number of newly opened parlors has already been levelling off or on the decline slightly, but in 2016 and 2017, the number has deteriorated to become less than 200 for these two consecutive years.

The characteristics of the recent market trend can be seen in increase of newly opened parlors through M&A. Because the pachinko business environment is likely to become even severer, the number of M&A cases among pachinko parlor business is likely to increase further more.

■ **Number of Gaming Machines Continue Declining, With 4,400 Thousand Machines as of Year End of 2017**

The number of gaming machines nationwide declined to 4,400 thousand as of end of December 2017, down by 2.1%, or by almost 100 thousand machines. The number of pachinko machines has declined by 3.4% on Y-o-Y basis to 2,720 thousand machines, the number of pachinko slot machines decreased by 0.1% to 1,680 thousand machines. It means that the numbers of pachinko parlor operators, pachinko parlors, gaming machines, and newly-opened parlors are all on the decline.

◆ **Report Format:**

Published Report: “Pachinko Parlor Operators in Eastern Japan 2018” and
 “Pachinko Parlor Operators in Western Japan 2018

Issued on: February 19, 2018 for Eastern Japan, and February 20, 2018 for Western Japan

Language: Japanese

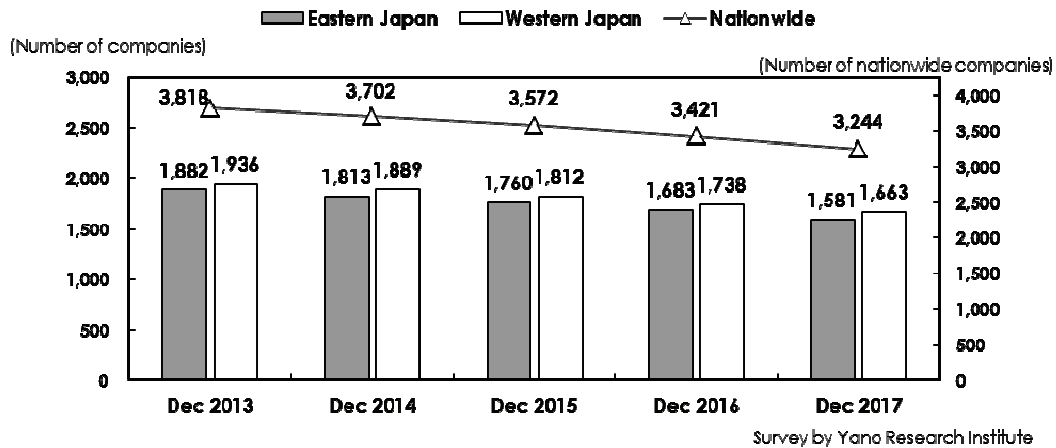
Format: 673 pages in A4 format for Eastern Japan, and 727 pages in A4 format for Western Japan

Price: 110,000 yen each

(The consumption tax shall additionally be charged for the sales in Japan.)

Contacts: Public Relations
Yano Research Institute Ltd. (URL: <http://www.yanoresearch.com>)
 Phone: +81-3-5371-6912 E-mail: press@yano.co.jp

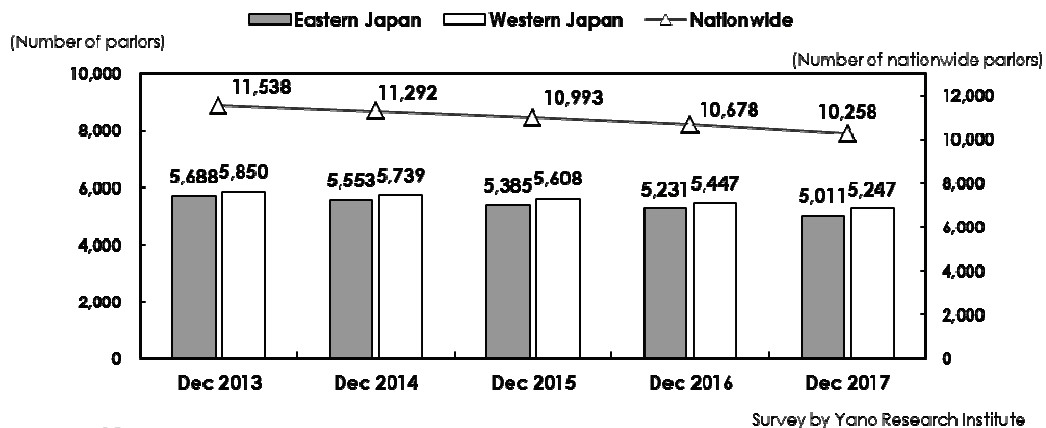
■ **Figure 1: Transition of Number of Pachinko Parlor Operators**



Note:

1. Number of companies as of end of each year.

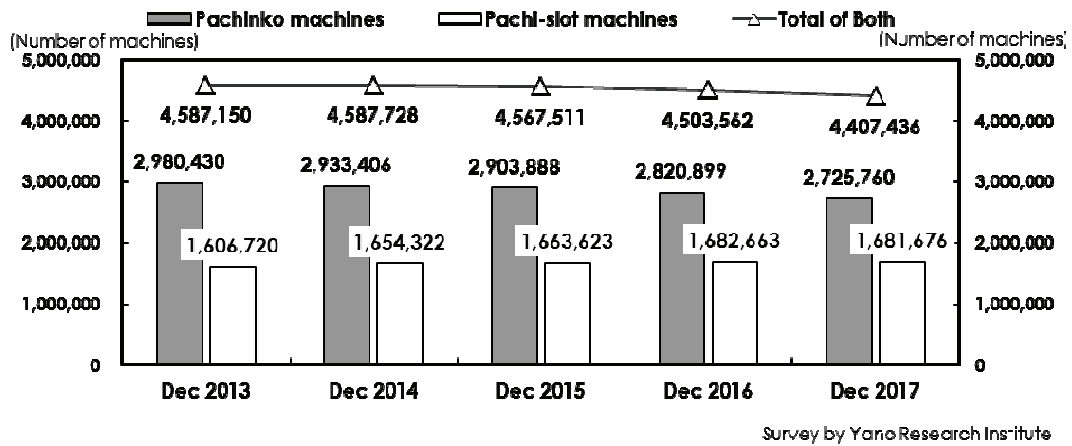
■ **Figure 2: Transition of Number of Pachinko Parlors**



Notes:

2. Number of companies as of end of each year.

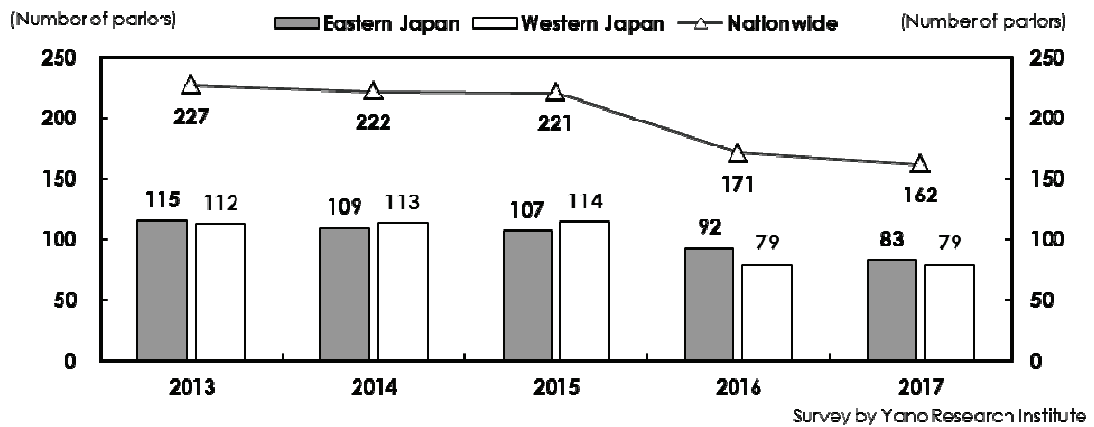
■ **Figure 3: Transition of Number of Gaming Machines**



Notes:

- Figure 3 indicates the transition of number of gaming machines possessed by the parlors that were able to confirm its operation at the end of each year. Those machines possessed by the operators unable to confirm the operation are not included.
- Number of gaming machines indicates the total number of pachinko and pachi-slot machines.

■ **Figure 4: Transition of Number of Newly-Opened Parlors**



Notes:

- Figure 4 indicates the transition of number of newly-opened parlors in the period between January and December of each year.